



READY, SET
SO YOU CAN GO:
BUILDING YOUR
COLLEGE LIST



Today's Agenda:



- 1** How to Build a Strong College Application List
(and Why It Matters)
- 2** Preparing for Application Season Now
- 3** Tools for Your Success

First, an activity...



Find a piece of
paper and
writing device

-OR-

Open the
“Notes” feature
in your phone

College List Activity:



STEP 1

Write the name of every college you can think of.

STEP 2

Cross off the following:

- Harvard, Princeton, Yale, Stanford
- Any college a family member or friend attended
- Any college in your town

STEP 3

Reflect on what you have left on your list.



MORE THAN

4,000

**Postsecondary
Institutions in the
United States**

You want to
apply to the
right colleges
for you,



**BUT DO
YOU KNOW**

HOW

**TO FIND
THEM?**



BUILDING

YOUR

COLLEGE

LIST



Find your College Match and Fit



MATCH

How does the academic profile, expectations, and format of the college mirror your academic experience and achievement in high school?



FIT

How do the social components of the college campus meet your needs and expectations?



Here are the components to consider:



PERSONAL

What are your values and preferences?
What drives you to attend college?

INSTITUTIONAL

What are the graduation rates at the college?
How are students like you supported?

ACADEMIC

What are your career interests?
What are your “numbers”?

AFFORDABILITY

How do you make a smart investment in yourself?
How do you plan to pay for college?

“College is a match to be made, not a prize to be won.”



NOTES

First, know what you need and want



NEEDS

What are your non-negotiables?
What support services, majors,
etc. must be on campus?

HOPES

What do you expect from college?
How does this path (and the
campus choice) support that?



PREFERENCES

What atmosphere do you want?
What size, location, faith, culture,
etc. do you want to be reflected?

NUMBERS

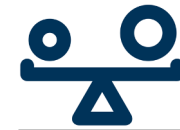
How do your finances and
personal profile align with
college?



**PRIMARY
RESEARCH**



**SORT :
LIKELY,
TARGET,
REACH**



**NARROW
AND
BALANCE**

Don't forget!

Talk to your champions.

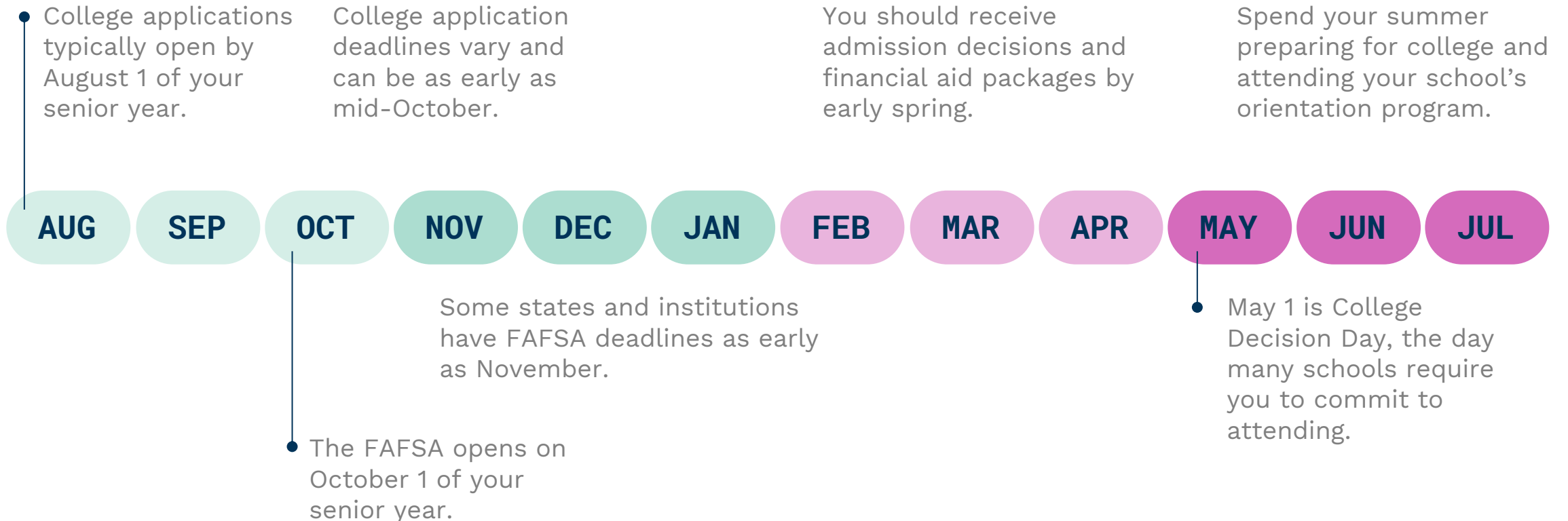
You have family, teachers, counselors, and mentors who want to be part of this process.



Prepare for Application Season

Start Now To Save Stress Later

Senior Year Application Timeline



Steps to take before senior year:



1 VISIT AND TOUR COLLEGE CAMPUSES.

3 CREATE A BRAG SHEET/ RESUME.

5 RESEARCH APPLICATION DEADLINES AND EXPECTATIONS.

2 START YOUR COLLEGE APPLICATIONS, INCLUDING YOUR ESSAY.

4 PREPARE TO ASK FOR LETTERS OF RECOMMENDATION.

6 CREATE AN FSA ID FOR YOURSELF. GET YOUR PARENT/GUARDIAN(S) TO CREATE ONE TOO!



Admission Offices Want You To Know

- 1 Take initiative! Ask the college/university about fee waivers. Tour the school and ask questions!
- 2 Remember to include what makes you unique in your essay!
- 3 Once accepted...
 - Visit the campuses again
 - Compare costs of attendance
- 4 You should attend the college that's best for you! It's ok if it's not our college.
- 5 We're a team! Admission offices, families, counselors, and other champions are here to help you succeed.

**DON'T
FORGET:**



**We want
to hear
from you,
so please
call and
email!**

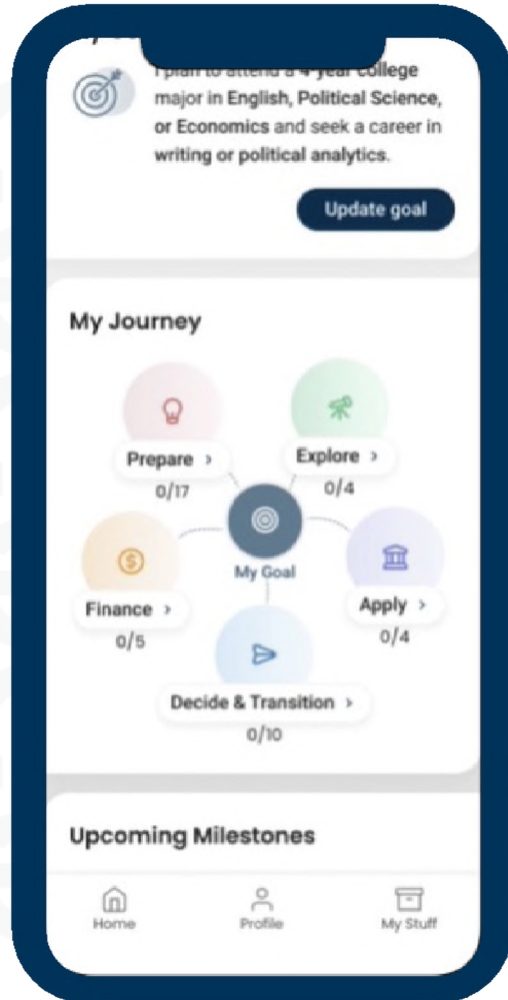
Tools to support

Your Process



Work Smarter, Not Harder

Encourage



PREPARE

Build skills you'll carry with you to graduation and beyond.

EXPLORE

Discover opportunities based on the future you want.

APPLY

Be informed and organized as you complete your college applications.

DECIDE

& TRANSITION

Stay on track for your next step after high school.

FINANCE

Learn how to make college affordable.



Access online:
[EncourageMe.com](https://www.EncourageMe.com)

Important Platforms and Websites:



[CommonApp.org](https://www.commonapp.org)

Apply to many colleges from one place. More than 900 colleges accept the Common App!

[FAFSA.gov](https://fafsa.gov)

Create FSA IDs and complete the FAFSA (on or after October 1).

[CollegeScorecard.ed.gov](https://collegescorecard.ed.gov)

Compare colleges, features, and costs. Find lots of support resources!

[EncourageMe.com](https://www.encourageme.com)

Get the Encourage app on mobile or web, and learn about colleges, majors, and careers. Read support articles to help you on your journey.